



FY2020 FIRST QUARTERLY FINANCIAL RESULTS





FY 2020 – FIRST QUARTERLY FINANCIAL SUMMARY

		FY-2020	FY-2019	Change	
					Ratio
Sales Volume	AMD	13,718	37,078	-23,360	-63.00%
	MCD	4,836	6,016	-1,180	-19.61%
-----Rs. in million-----					
Net Sales		17,741	34,447	-16,706	-48.50%
Operating Loss		-322	-251	-71	28.29%
% of net Sales		-1.82%	-0.73%		
Finance Cost		1,057	265	792	298.87%
Loss before Taxation		-1,326	-529	-797	150.66%
% of net Sales		-7.47%	-1.54%		
Loss after Taxation		-941	-981	40	-4.08%
% of net Sales		-5.30%	-2.85%		
Cash & cash equivalent		-30,981	-5,591	-25,390	454.12%
Exchange Rate - JPY (WEIGHTED AVG.)		1.4334	1.1962	0.237	19.83%
Exchange Rate - USD (WEIGHTED AVG.)		156.5	137.26	19.240	14.02%
Loss per share		11.44	11.92	-0.48	-4.03%

[Detail](#)

[Detail](#)

[Detail](#)

[Detail](#)



FY2020 OPERATING PROFIT / (LOSS)

[Back](#)

	FY-2020	FY-2019	Change	
				Ratio
Automobile	-301	-292	-9	-3.1%
Motorcycle	-21	41	-62	-51.2%
Total	-322	-251	-71	-28.3%



FY2020 FIRST QUARTERLY – SALES VOLUME

[Back](#)

	FY2020-FIRST QUARTERLY		FY2019-FIRST QUARTERLY		CHANGE	
		Ratio		Ratio		RATIO
660 cc						
Alto	4,298	31.3%		0.0%	4,298	100.0%
800 cc						
Suzuki Mehran	5	0.0%	9,576	25.8%	(9,571)	-99.9%
Suzuki Bolan	1,677	12.2%	5,398	14.6%	(3,721)	-68.9%
	5,980	43.6%	14,974	40.4%	(8,994)	-60.1%
1000 cc						
Suzuki Cultus - New	3,946	28.8%	6,281	16.9%	(2,335)	-37.2%
Suzuki WagonR	1,576	11.5%	8,501	22.9%	(6,925)	-81.5%
	5,522	40.3%	14,782	39.9%	(9,260)	-62.6%
1300 cc						
Suzuki Swift	412	3.0%	1,101	3.0%	(689)	-62.6%
LCVs						
Suzuki Ravi Pickup	1,691	12.3%	5,555	15.0%	(3,864)	16.5%
TOTAL - Manufacturing	13,605	99.2%	36,412	98.2%	(22,807)	-62.6%
CBUs						
APV	6	0.0%	38	0.10%	(32)	-84.2%
Jimny	50	0.4%	29	0.08%	21	72.4%
Carry Truck/Mega Carry	2	0.0%	506	1.36%	(504)	-99.6%
Vitara	-	0.0%	1	0.00%	(1)	-100.0%
Ciaz	55	0.4%	92	0.25%	(37)	-40.2%
TOTAL - CBU	113	0.8%	666	1.8%	(553)	-83.0%
GRAND TOTAL	13,718	100.0%	37,078	100.0%	(23,360)	-63.0%

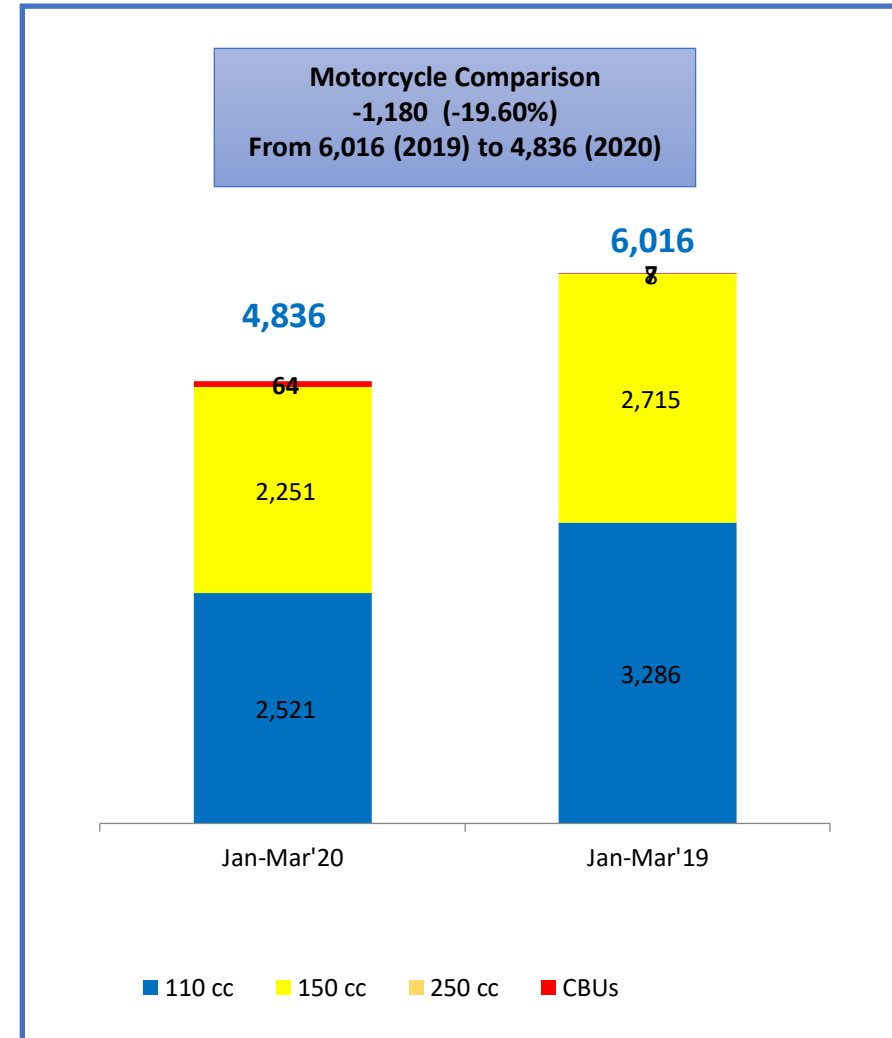
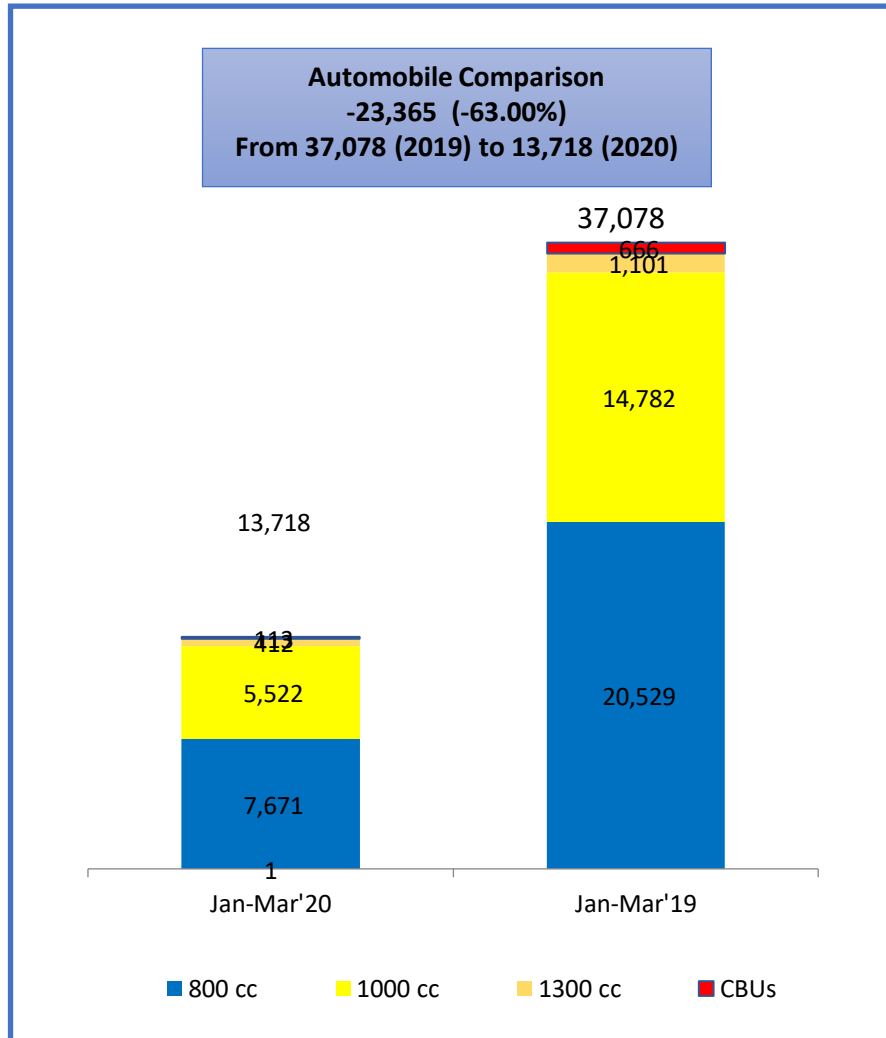
[Industry Analysis](#)

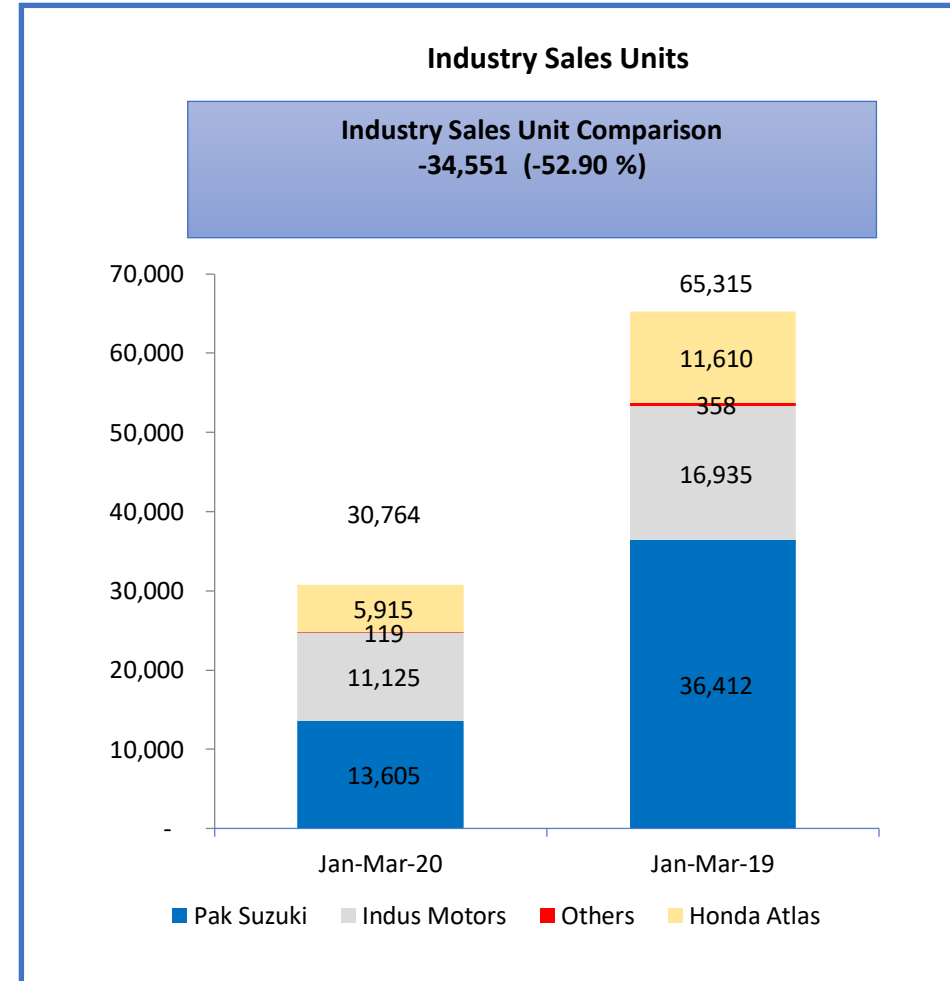
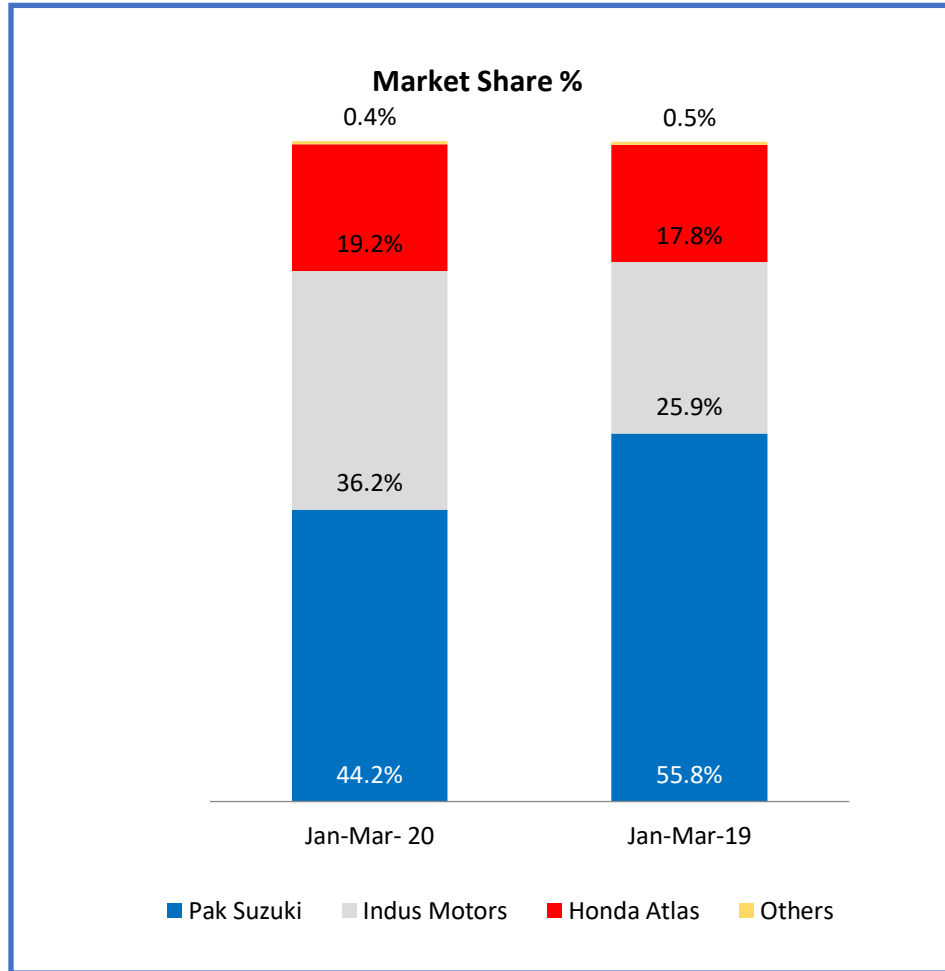
[Segmented Sales Volume](#)



FY2020 FIRST QUARTERLY-SEGMENTED SALES VOLUME

[Back](#)







FY2020 NET SALES

[Back](#)



	FY-2020	FY-2019	Change	
				Ratio
Automobile	16,947	33,533	-16,587	-49.5%
Motorcycle	794	914	-120	13.1%
Total	17,741	34,447	-16,707	-48.5%

[Sales Variance Analysis – AMD](#)



[Sales Variance Analysis – MCD](#)



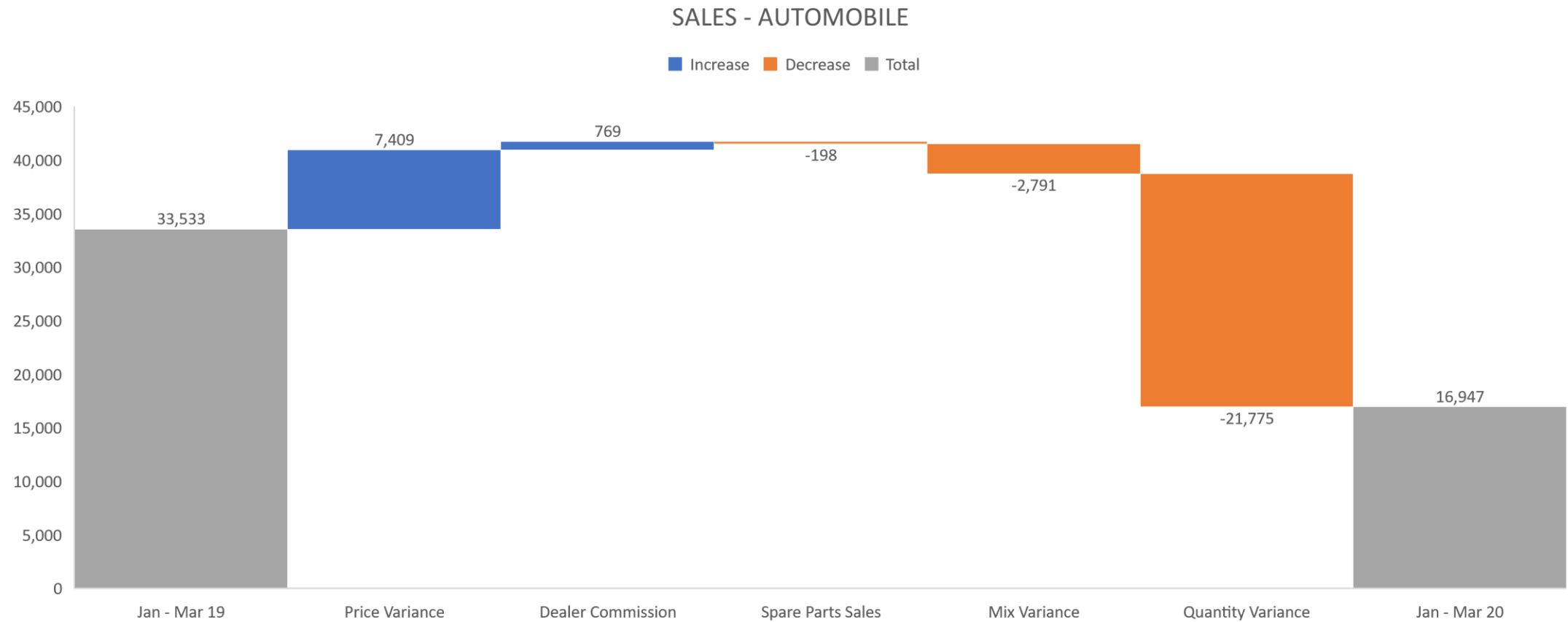
[Sales Variance Analysis – Total](#)





FY2020 FIRST QUARTERLY – AUTOMOBILE SALES

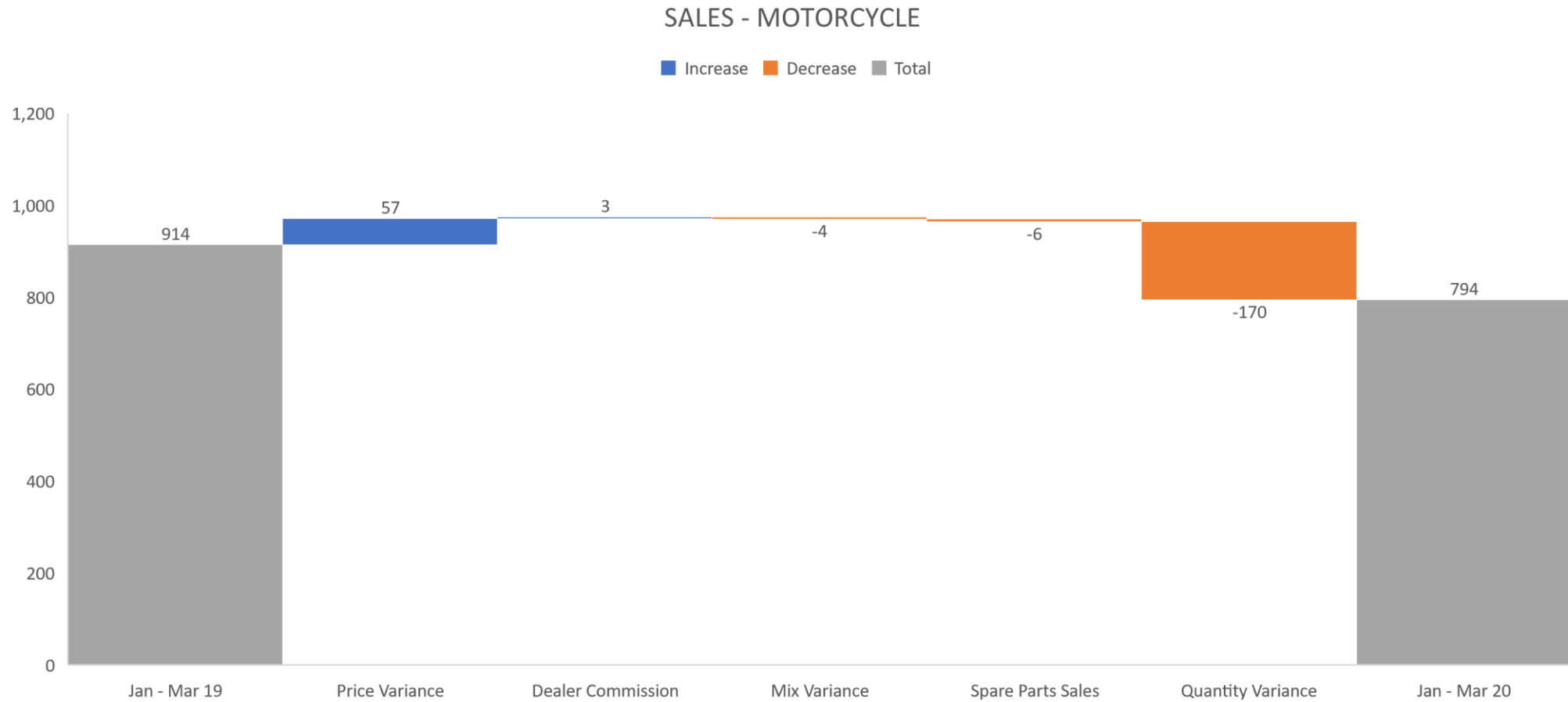
[Back](#)





FY2020 FIRST QUARTERLY – MOTORCYCLE SALES

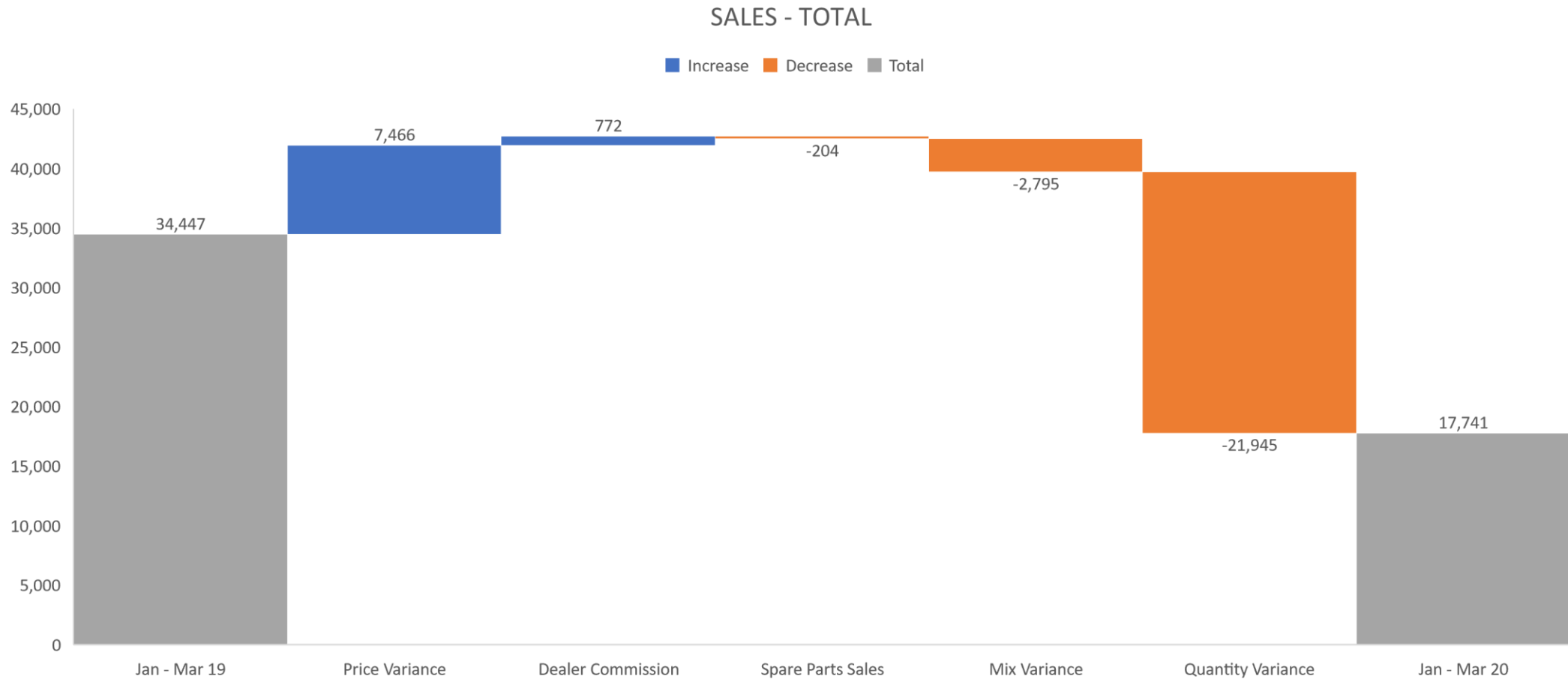
[Back](#)





FY2020 FIRST QUARTERLY – TOTAL SALES

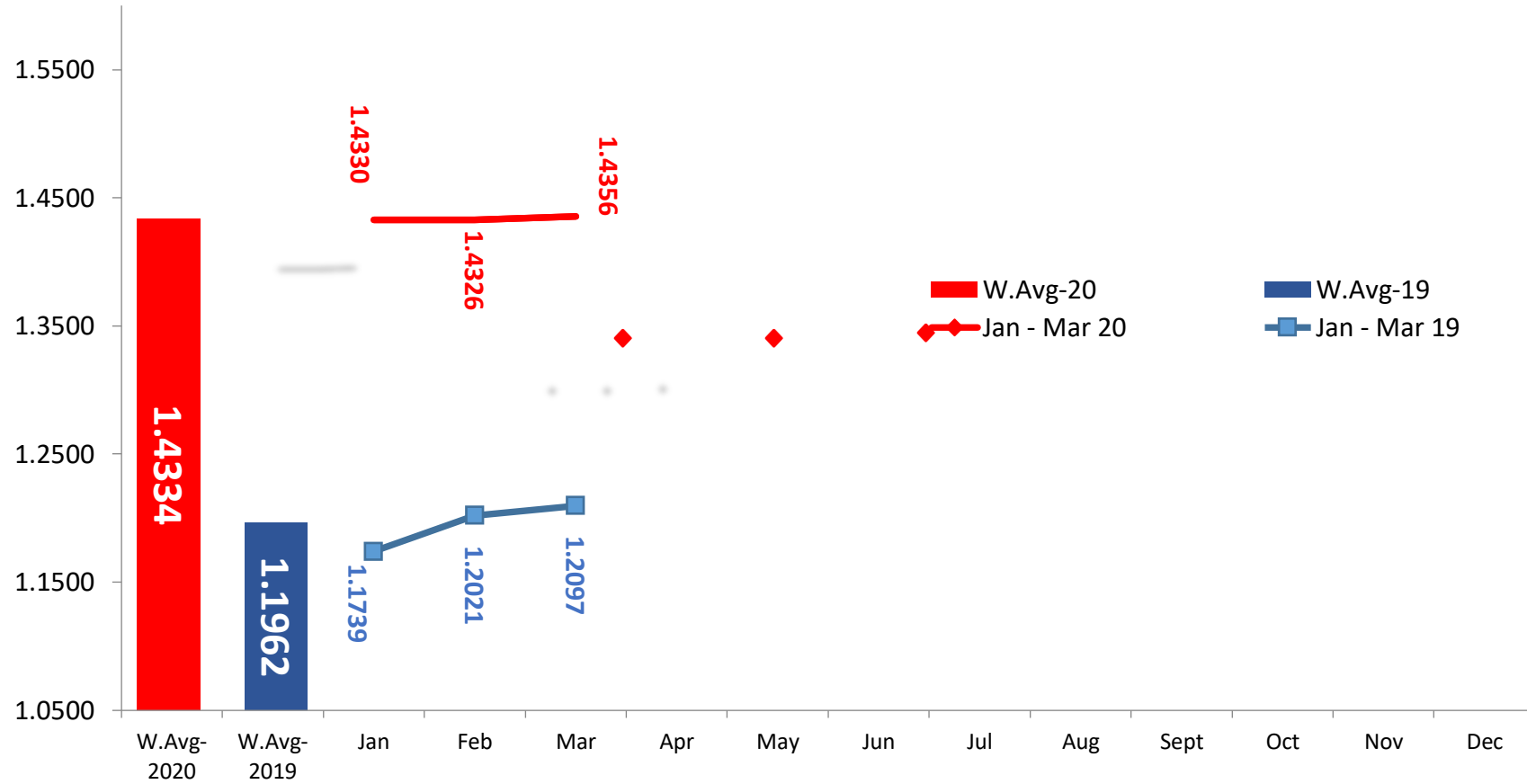
[Back](#)





FY2020 FIRST QUARTERLY – EXCHANGE RATE JPY

[Back](#)





FY2020 FIRST QUARTERLY – EXCHANGE RATE - USD

[Back](#)

